



"...Let us run with patience the race that is set before us." Hebrews 12:1

by Eric S. Hadik

Earth In Transition: 3 + 3 III

Earthquake Cycles in 2009--2011

Volcano Cycles in 2012--2014

E.I.T. - 3+3 III

INSIIDE Track Reprint

CONTENTS

Outlook 2010-2011.....1
 14/28 Yr. Deadly EQ Cycle....2
 'Ring of Fire' EQ Cycle.....3
 90° American EQ Cycle.....5
 Japan EQ Cycle.....6
 Sunspot Cycles.....7

"When you hear of wars and revolutions, do not be frightened. These things must happen first..."

Nation will rise against nation, and kingdom against kingdom. There will be great earthquakes, famines and pestilences in various places, and fearful events and

great signs from heaven...

There will be signs in the sun, moon and stars. On the earth, nations will be in anguish and perplexity at the roaring and tossing of the sea. Men will faint from terror, apprehensive of what is coming..."

Luke 21:9-11, 25-26 (NIV Translation)

***February 2010:** The first 40 days of 2010 have already validated some of what is expected - with a 6.5 earthquake striking N. California and acting as a precursor to the more powerful and far more deadly 7.1 quake in Haiti.*

*A sequence of major earthquakes is expected in Chile, Japan & the U.S. (this latest one is minor in comparison to what is cyclically likely) in **2010-2011** and has been detailed for several years.*

*Even this, however, is only a precursor to major volcanoes that are expected in **2012--2014** (and in the Western U.S. in **2014--2017**).*

The following is a recap of what was published in the past 6 weeks, which could be fulfilled by more major earth disturbances in the near future...

Outlook 2010 - 2011...

A Decennial Deja Vu?

01-05-10 - In some ways, expectations for 2010 - 2011 are similar to those for 2000 - 2001.

10 years ago, a great deal of anxiety greeted the onset of 2000 (Y2K). Stock market cycles - discussed in late-1999 - were projecting an early-2000 peak (see *Bubble of the Decade* discussions from 1999) and the onset of a major bear market.

However, *War Cycles* - and other geopolitical cycles - were pointing to 2001 as the most dangerous. As emphasized many times and in many ways:

“All my long-term cycles still point to the year 2001 as being more significant than 2000...events in 2000 could pale by comparison to what will occur in 2001.”

[Nov. 1999 *INSIIDE Track*]

The same could be said about 2011 as compared to 2010.

I expect some dramatic events in 2010...But, I think the real trouble is likely to wait until 2011. ..

...And, the coming years could also see some undermining of *geophysical stability*...

Earth Disturbance Cycles

Nov. '09 fulfilled South/Central American earthquake and volcano cycles (5.6 in Argentina, 6.5 in Chile, 5.8 in Bolivia, 6.1 in Argentina - 3 of which struck in a 24-hour period - a 5.7 in Argentina, 5.9 in El Salvador and a 5.5 in Venezuela, all while the Galeros Volcano in Columbia began erupting) and looked ahead to **May 2010 & November 2010**, when these

14/28 Year** Major/Deadly Earthquake Cycle

<u>Year</u>	<u>Magnitude/Location</u>	<u>Deaths</u>
1906 -	8.2 quake in San Francisco	3,000
	8.8 quake near Ecuador	1,000
	7.1 quake - Taiwan	1,300
	8.2 quake - Chile	20,000
1920 -	8.6 quake - Kansu, China	200,000+ ¹
1934 -	8.1 quake - India	10,700
1935 -	7.5 quake - Pakistan	40,000
	7.1/6.5 quakes - Taiwan	6,000
1948 -	7.3 quake - Turkmenistan	12,000
	7.3 quake - Japan	5,400
1962 -	7.3 quake - Iran	12,200
1976 -	7.5 quake - Guatemala	22,000
-	7.6 quake - China	255,000+
-	7.3 quake - Turkey	4,000
-	7.9 quake - Philippines	8,000
-	7.1 quake - New Guinea	5,000+ ²
-	6.5 quake - Italy	1,000
1990 -	7.7 quake - Iran	50,000
-	7.8 quake - Philippines	1,600
2004 -	9.0 quake - Indonesia	110,000+

1 - Estimates run as high as 655,000 dead

2 - 5,000 - 9,000 missing; presumed dead

This cycle has often broken down into its 7-Year division, as well... producing major earthquakes in 1997 (see accompanying table) & 1983 (Colombia w/5,000 deaths & Coalinga, CA). **2011 is the next in that phase.

www.insiidetrack.com - 1/05/10

geometric cycles again converge.

In the interim, we are approaching the **mid-January** period in which - along with its 180-degree partner in **mid-July** - dozens of earthquakes have struck Japan and the U.S. (West Coast).

Overall, this cycle impacts a wider swath of the *'Ring of Fire'* - a seismically-active 'ring' that encompasses the west coast of North America, up through Alaska & Russia and then down the east coast of Asia.

January/July 'Ring of Fire' Earth Cycle

July 12, 1992...3rd in series of 7.0+ quakes in Yucca Valley, CA.

July 15-16, 1992...Second eruption of Mt. Pinatubo

January 15, 1993...5.7 magnitude quake in Gilroy, CA

January 16, 1993...7.5 magnitude quake in N. Japan

July 12, 1993...7.8 magnitude quake in N. Japan.

January 17, 1994...6.6 mag. quake in Northridge, CA

July 31, 1994...6.4 magnitude quake in N. Japan

January 17, 1995...6.8 earthquake in Kobe, Japan

July 3, 1995...5.6 magnitude quake struck Tokyo

January 7, 1997...7.3 magnitude quake struck Mexico

January 17, 1997...Mt. Merapi (Indonesia) erupts

January 17, 1997...6.1 quake in Indonesia

January 17, 1997...6.3 quake in S. Japan, near Kobe

January 21, 1997...6.3 AND 6.4 quakes in W. China

July 11, 1999...6.6 magnitude quake in Honduras

January 14, 2000...5.6 AND 5.2 quakes in China

July 1 - 30, 2000... 9 quakes (5.4-6.4) in Honshu, Japan

July 5 - 24, 2000... 6 quakes (5.4-5.9) in Indonesia

January 13, 2001... 7.7 quake El Salvador

January 16-18, 2001... 6 quakes (5.5-6.7) in Indonesia

January 26, 2001... 7.7 quake in India

July 13, 2001... Mt. Mayon (Philippines) & Mt. Etna erupt

July 3 - 24, 2001... 6 quakes (5.5-7.2) in S. America

January 22, 2003... 7.6 quake in Colima, Mexico

July 21, 2003... 6.0 quake in Yunnan, China

January 16, 2005... 6.6 quake in Micronesia

July 17, 2006... 7.7 quake in Java, Indonesia

January 13, 2007... 8.3 quake in Kuril Islands, Russia

July 16, 2007... 6.6 & 6.8 quakes in Japan

July 19 & 23, 2008... 7.0 & 6.8 quakes in Honshu, Japan

January 3, 2009... 7.4 & 7.6 quake in Indonesia

January 8, 2009... 6.1 quake in Costa Rica

January 15, 2009... 7.4 quake in Kuril Islands, Russia

January 15-19, 2009... 6.7, 6.5 & 6.4 quakes near New Zealand

July 9, 2009... 5.7 quake in Yunnan, China

July 15, 2009.. 7.8 quake off coast of New Zealand

www.insiidetrack.com

The accompanying table highlights a few of the more salient earth events that have taken place during these two, narrow time periods over the past 17 years.

The most consistent dates - within this '**mid-January**' time period - are precisely at mid-month: **January 15th, 16th & 17th.**

Looking at just those three dates, we see major earthquakes in 1993 (CA & Japan), 1994 (powerful & costly Northridge, CA quake), 1995 (devastating Kobe, Japan quake), 1997 (Japan, Indonesia quakes & Indonesia volcano eruption) and 2001 (Indonesian quakes).

More recently, major earthquakes struck on **January 16, 2005, January 13, 2007 & January 15, 2009.** *Will mid-January 2010 see anything similar?*

Mid-January 2010 & mid-July 2010 are 17-Year Cycles from major (7.5 & 7.8) earthquakes in Northern Japan in 1993... which acted as geometric precursors - along with a similar N. Japanese quake in July 1994 - to the devastation of January 1995 in Kobe, Japan.

Could either of these time frames see similar disturbances in Japan?

Here again, 2010 could/should see some major activity but 2011 is expected to overshadow whatever occurs in 2010.

Even these mid-January

quakes seem to occur on more of a 2-year interval (1993, 1995, 1997, 2001, 2005, 2007 & 2009)... reinforcing the focus on **January 2011**.

The period from **very-late-2010 into very-early 2012 (Dec. 28th 2010 - Jan. 17, 2012)** represents a 7-year cycle from the massive earthquake and tsunami of Dec. 2004 and a 17-Year Cycle from the destructive California & Japan earthquakes of Jan. 1994 - Jan. 1995 (in addition to all the other *Earth Disturbance Cycles* that have been enumerated in the past).

Mid-2011 is also the next in a 10-Year series of major volcanic eruptions that includes the mid-1991 eruptions of Pinatubo, Unzen & Hudson as well as the mid-2001 eruptions of Etna & Mayon.

As I explained in 2007 - when describing the 17-Year Cycle that was projecting a stock market crash - this Cycle is closely linked to the magnetic swings in the core of the earth and has pinpointed a recurring series of earthquake swarms over the past 200 years. **[End of excerpt from 1-05-10 January 2010 issue of INSIIDE Track.]**

Outlook 2010 - 2011... ***The Geometry of Time***

01-29-10 - It is a delicate balance, attempting to examine a tragedy and learn from it while millions are still reeling from its devastating effects.

Just as rescuers carefully make the heart-wrenching decision to transition from 'rescue' to 'recovery' - when focus begins to look forward - it is imperative to be sensitive when discussing something like this from a purely analytic perspective. That reality governs my approach to assessing the recent earthquake in Haiti.

In order to place this event in context, it is crucial to first review what was published a week before it took place:

1-05-10 - "I expect some dramatic events in 2010...we are approaching the mid-January

period in which...dozens of earthquakes have struck Japan and the U.S. (West Coast).

Overall, this cycle impacts a wider swath of the 'Ring of Fire'...major earthquakes in 1993 (CA & Japan), 1994 (powerful & costly Northridge, CA quake), 1995 (devastating Kobe, Japan quake), 1997 (Japan, Indonesia quakes & Indonesia volcano eruption) and 2001 (Indonesian quakes).

More recently, major earthquakes struck on January 16, 2005, January 13, 2007 & January 15, 2009. Will mid-January 2010 see anything similar? Mid-January 2010 & mid-July 2010 are 17-Year Cycles from major (7.5 & 7.8) earthquakes in Northern Japan in 1993...Could either of these time frames see similar disturbances...

2010 could/should see some major activity but 2011 is expected to overshadow whatever occurs in 2010."

That article went on to examine a myriad of earthquakes and volcanoes that have struck Asia & the Americas during the month of January (and July, two months that are 180 degrees apart on the calendar). The related conclusion was two-fold:

1 - January 2010 was likely to see major earth disturbances.

2 - January 2011 is likely to see worse.

And, **July 2010 & 2011** will also be very precarious months.

This was/is due to a synergistic combination of factors and cycles, including this *January/July Ring of Fire Cycle* of the past 20+ years, the *17-Year Cycle of Earthquake Swarms*, *Heliocentric Year Cycles*, *Geometric Cycles* (covering hundreds of years) and even *Sunspot Cycles*... all of which have been discussed in recent months... and years.

Geometry of Time

One of the first things that can be learned from this is the geometric nature of time. This principle was at the core of W.D. Gann's approach to the markets, is alluded to throughout the Bible and is

ubiquitous in nature and in our lives... even though we rarely recognize it.

Simply put, time is measured by the elliptical rotations of the planets. Every circuit ('circle', although not exactly) represents a full measure of time... in a 360-degree movement of the related planet. As a result, the key divisions of that 'circuit' - or 'cycle' - also time important events.

The most important of these arrive at 90-degree intervals. Just as the seasons time important transitions and events in the natural year - at 90-degree intervals on the calendar and at 90-degree intervals of the earth's rotation around the Sun - so, too, do 90-degree movements in time - within various cycles.

These can be measured on many intervals, but I have seen the most consistency in days & years.

The April/

October Sequence

While the *January/July Sequence* has been the most consistent since the early-1990's, the contrasting 90-degree cycles - in April & October (forming an overlapping 180-degree cycle within the calendar year) - have timed many of the major Californian (and Western U.S.) earthquakes of the past two centuries.

The table on [this page] is taken from a listing of major, global earthquakes of the past 150 years (from 1865 to 2006). The original list included about 160 events spread around the globe and around the calendar.

After eliminating every location that was not the Western United States (except for two that represented major 7.5 & 8.0 quakes in Puerto Rico & Japan) and including only those that took place during

90-Degree Cycle of American Earthquakes

October 8, 1865	San Jose, CA	6.5
October 21, 1868	Hayward, CA	6.8
March 26, 1872	Owens Valley, CA	7.4
April 24, 1890	Corralitos, CA	6.3
October 27, 1891	Mino-Owari, Japan**	8.0
April 19, 1892	Vacaville, CA	6.4
April 21, 1892	Winters, CA	6.4
March 31, 1898	Mare Island, Ca	6.3
April 15, 1898	Mendocino County, CA	6.8
October 9, 1900	Kodiak Is., AK	7.7
April 18, 1906	San Francisco, CA	7.8
July 1, 1911	Calaveras fault, CA	6.5
October 3, 1915	Pleasant Valley, NV	7.1
October 11, 1918	Puerto Rico**	7.5
January 31, 1922	offshore, Cape Mendocino, CA	7.3
January 22, 1923	offshore, Cape Mendocino, CA	7.2
October 22, 1926	Monterey Bay, CA	6.1
October 22, 1926	Monterey Bay, CA	6.1
July 22, 1937	Salcha, AK	7.3
January 23, 1938	Maui, HI	6.8
April 1, 1946	Unimak Is., AK	8.1
October 16, 1947	Fairbanks, AK	7.2
April 13, 1949	Olympia, WA	7.1
July 21, 1952	Kern County, CA	7.3
July 6, 1954	Rainbow Mtn, NV	6.6
April 7, 1958	Huslia, AK	7.3
July 10, 1958	Fairweather, AK	7.7
April 29, 1965	Seattle-Tacoma, WA	6.5
October 15, 1979	Imperial Valley, CA	6.5
April 24, 1984	Morgan Hill, CA	6.1
July 8, 1986	North Palm Springs, CA	6.1
July 21, 1986	Chalfant Valley, CA	6.2
October 1, 1987	Whittier Narrows, CA	5.9
October 18, 1989	Loma Prieta, CA	6.9
April 23, 1992	Joshua Tree, CA	6.2
April 25, 1992	Cape Mendocino, CA	7.2
April 26, 1992	Offshore, Cape Mendocino, CA	6.5
April 26, 1992	Offshore, Cape Mendocino, CA	6.7
January 17, 1994	Northridge, CA	6.7
October 16, 1999	Hector Mine, CA	7.1
October 15, 2006	Island of Hawaii, HI	6.7

July Japan Earthquake Cycle

July 12, 1993...7.8 magnitude quake in N. Japan.

July 31, 1994...6.4 magnitude quake in N. Japan

July 3, 1995...5.6 magnitude quake struck Tokyo

July 1 - 30, 2000... 9 quakes (5.4-6.4) in Japan

July 16, 2007... 6.6 & 6.8 quakes in Japan

July 19 & 23, 2008... 7.0 & 6.8 quakes in Japan

www.insidetrack.com

these 4 'angles' of a year (the 90-degree points in January, April, July & October; except for two that took place in the closing days of March), there were still almost 40 earthquakes that fulfilled this limited criteria.

From an 'average' basis, it should have been pared down to about 50 just by eliminating 8 months (2/3) of the calendar year.

By also eliminating 6 of the 7 continents, 2 of the 3 countries in that remaining continent and 45 of the 50 states in that remaining country, the list should have been - from a statistical, average basis - pared down to a handful.

However, nearly 1/4 of the major earthquakes of the past 150 years have occurred in this specific *region* and during these specific *time frames*. That has to be considered 'statistically significant' and is one of the reasons I place greater emphasis on these times of the year, particularly during years (like **2010** & **2011**) when other factors and cycles increase the potential for major earth disturbances.

The 3+ years since this list was compiled have not seen any major quakes that fit all those criteria (Western U.S.; in those four months). However, there have been 9 global earthquakes of 6.6 or greater magnitude in just the January & July time frames (see table in January 2010 INSIIDE Track).

There is one more point to make with regard to this table...

When you pare the list down even farther - and eliminate the January & July quakes - you are still left with 30 earthquakes (75% of the revised list and almost 20% of the original list).

When someone thinks of San Francisco

earthquakes, they usually think of 1906 or 1989 (Loma Prieta; a little south of S.F.). These took place in the months of **April & October**.

The strongest swarm of earthquakes took place in 1992... during the month of **April**.

The four strongest on the list (although the strongest was in Japan) occurred in **April & October**.

12 of the 17 quakes (over 70%) registering 7.0 or greater occurred in **April & October**.

Since we are now in the time when the *17-Year Cycle of Earth Disturbance Swarms* is also occurring, I would watch the months of **April & October** as well.

The first part of April also represents the 'opening range' of the Natural Year and includes the *Date of Infamy Cycles* (surrounding **April 19th**) I have discussed in the past. This is a time of great transition - in nature - and a time when man's activities tend to reflect a destabilizing force at work. I will review this in a couple months.

The Other 90-Degree Sequence

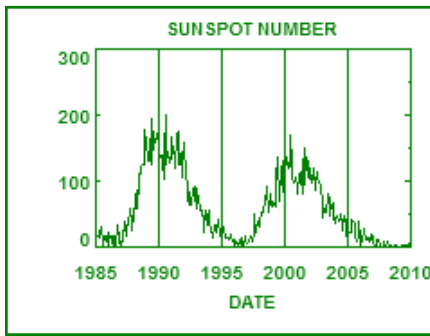
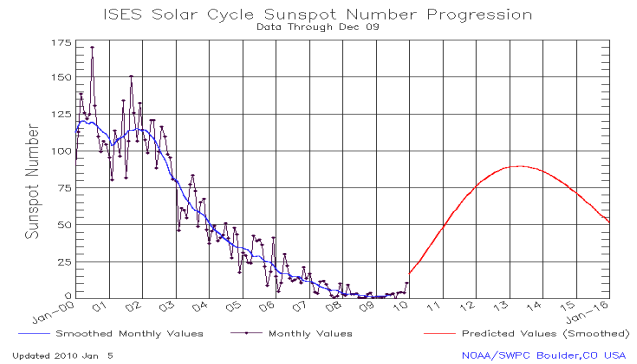
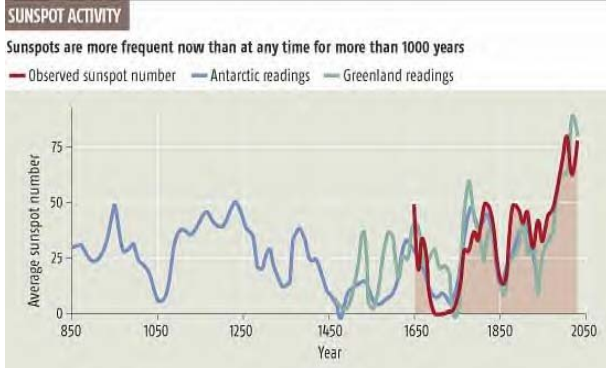
Since we are approaching the month of February, I should also reiterate the other 90-degree sequence that has governed so many earth disturbances - both earthquakes and volcanic eruptions - in South America. It involves the months of February, May, August & November.

Similar to the aforementioned Sequence, the 180-degree couplings - like the January/July & April/October pairings - seem to have their own unique relationship. The May/November coupling has seen many of the major volcanic eruptions and the largest magnitude earthquakes.

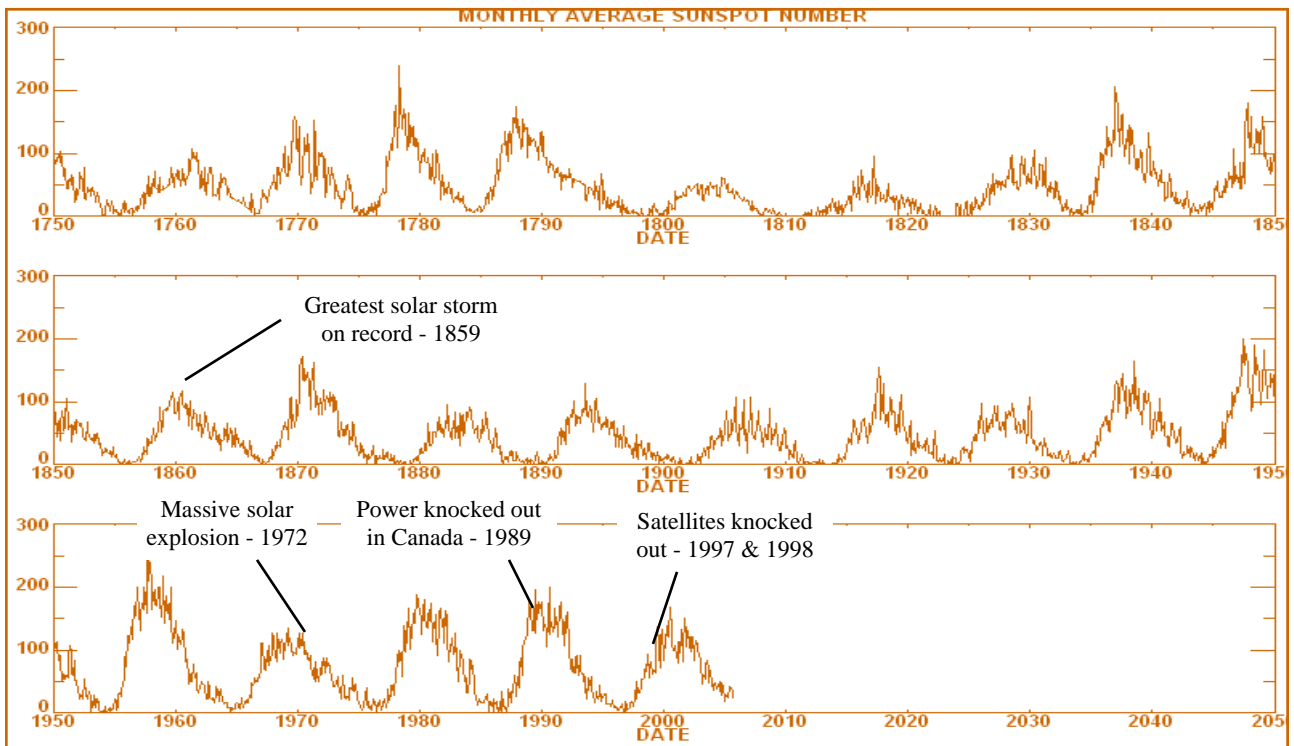
In contrast, the February/August pairing has not been as significant but has still supplied many 'events'. February 2009 saw 6 sizeable earthquakes (ranging from mg. 5.5 - 6.2) in Chile, Peru, Argentina & Brazil.

February 2010 could see some corresponding quakes in S. America.

August 2009 was a little bit of an anomaly, however. It was still a seismically-active period but



May 8, 2009 -- The *Solar Cycle 24 Prediction Panel* has reached a consensus decision on the prediction of the next solar cycle (Cycle 24). First, the panel has agreed that solar minimum occurred in December, 2008. This still qualifies as a prediction since the smoothed sunspot number is only valid through September, 2008. The panel has decided that the next solar cycle will be below average in intensity, with a maximum sunspot number of 90. Given the predicted date of solar minimum and the predicted maximum intensity, solar maximum is now expected to occur in May, 2013. Note, this is a consensus opinion, not a unanimous decision. A supermajority of the panel did agree to



the biggest quakes - a swarm of them - hit Japan. Between August 5 - 17th, 5 major quakes - from a 6.4 up to a 7.1 - hit Japan, many of them within 100-200 miles of Tokyo.

The amazing thing is that so many of these major quakes have not done significant damage. Of course, much of this is due to more stringent building standards in countries where earthquakes are a frequent occurrence.

These increasingly frequent swarms - of major earth disturbances (like birth pains that increase in frequency and intensity) - warrant some further discussion on the Cycle that was expected to trigger these swarms during this specific time frame...

The 17-Year Cycle

I have often discussed the **17-Year Cycle** and how I believe it will impact Middle East Peace in 2010 & 2011 (17 Years from the *Oslo Accord*, the *Oslo War*, reconciliation between Israel & Rome & the *Jerusalem Covenant*).

It would not surprise me - as I have also discussed before - to see a crescendo in both events (war and peace) during this 2-year period.

At the center of the controversy is bound to be Jerusalem as cycles also portend a crescendo in a modern-day '*Battle for the Kingdom of Jerusalem*' (720 years - or 2 cycles/circles of 360 years/degrees - from the ancient one that culminated in 1287 - 1291 AD).

However, there are other events that could experience their own **17-Year Cycle** in 2010 (or 2011). One of those has to do with major floods, particularly in the Midwest. I would point out, however, that a greater concentration of flood/weather extreme cycles converge in **2012 - 2014**.

Another is linked to Japanese earthquakes. **2010** is 17 years from a major, 7.5 earthquake that hit Japan in June 1993 and an even larger 7.8 that hit Japan - and created a tsunami - in July 1993, ushering in a very unstable period.

In and of itself, this would not mean a great deal other than its role in the ongoing 17 Year Cycle of *Earth Disturbance Swarms*.

However, when it is combined with all of the

other cycles in **2010 & 2011** - many of which apply directly to Japan - it takes on added significance.

June 20, 2010 & July 12, 2010 (also in the midst of the *January/July Ring of Fire Cycle*) are the 17-Year anniversaries of these.

June/July 2010 represents the *culmination* of one 17-Year Cycle in Japan and the *onset* of a new one... a type of transition that is also akin to the progression of 'birth pains'.

The latest 17-Year Cycle began with back-to-back-to-back earthquakes in July 1993, 1994 & 1995. The final years have also seen multiple major earthquakes (4 of 6.6 or greater magnitude) in Japan during the month of July in 2007 & 2008.

July 2010 is the transition point of this Cycle and **July 2011** represents the early stages of a new one. Both could be significant.

1993 was also a significant year for nuclear developments. This included an ongoing Iraqi disarmament standoff - dealing with Saddam Hussein's cat-and-mouse games with UNSCOM inspectors, N. Korea's pulling out of the *Nuclear Nonproliferation Treaty* and China's nuclear tests, ending a moratorium on such tests.

At the same time, ironically, the *Chemical Weapons Convention* was signed.

Recent revelations now say that Iran could have a crude, nuclear bomb before the end of 2010.

17-Year Cycle? Middle East War Cycles? Russia/Iran/Nuclear Cycles? Cycles of Destabilization & Instability?

They're all coming to a head in **2010/2011**... at the same time that Israel and the Western World will be forced to make a decision regarding Iran's nuclear ambitions. It's funny how fundamentals kick in precisely when cycles are reaching fruition.

1993 was also a big year for free trade (economic, global unification) with the European Union creating a '*European Single Market*' (free of trade barriers), the implementation of the *Maastricht Treaty*, the signing of *NAFTA* and the completion of the 7-year, Uruguay round of *GATT* talks.

2010 is 17 years from the first *World Trade Center* bombing and the Waco debacle, a time

when America became acutely aware of the potential for domestic attacks.

(The attacks of 9/11/01 came at the midpoint of this *17-Year Cycle*... almost exactly 8.5 years after the 1993 attack. **2010** is the culmination of this cycle.)

And, 1993 ended with diplomatic relations being established between Israel and the Vatican.

2010 ushers in another *17-Year Cycle* - with regard to all these factors - and is likely to see another 'ramping up' of related events.

'Signs in the Sun'

The (approximate) *11-Year Sunspot Cycle* identifies the ebb and flow of solar activity. This is important since this activity - massive explosions on the surface of the Sun - generate electro-magnetic storms that sometimes bombard earth.

Being a magnetic planet, and electro-magnetic creatures (why else would EKGs & EEGs be so effective), these storms - or lack thereof - have a profound influence on Earth, Earth's climate (despite what a modern agenda says)... and Earth's inhabitants.

As the data on page [7] demonstrates, this *Sunspot Cycle* is just *beginning* to turn back up. If it follows expectations (which it has NOT done up to this point), the coming years could see a significant increase in major solar storms and 'events', exacerbating and/or magnifying all of the other cycles that are culminating at the same time.

I have repeatedly demonstrated how this *Cycle* impacts wars - particularly in the Middle East - and, when coinciding with the geomagnetic, *17-Year Cycle* (every 3 phases of the *11-Year Sunspot Cycle* closely correlate to every 2 phases of the *17-Year Cycle*) also time economic depressions, stock market collapses, banking failures, currency destabilization, earth disturbances, etc. [This was all described in or before 2007.]

On a larger-degree basis, there are other things that this has timed - like Disease/Plague Outbreaks - and which could become an increased possibility in the coming years.

However, it has also timed the obvious - solar

storms and weather extremes.

The reason this is intriguing is because the coming years represent a convergence of cycles - including a *40-Year Period of Testing* - originating from previous events (i.e. massive solar explosion in 1972) and portending some extreme events in the next 2-3 years.

These events include some of the greatest solar explosions on record, some of the greatest floods of the last two centuries, one of the coldest periods of the past 500 years (when there was virtually no solar activity for 7 decades)... and even an intriguing man-made weather 'influence'.

All of these point to the coming years as a time when solar & weather disturbances are likely to occur, just as the current *Sunspot Cycle* is likely to be accelerating higher. This is when most of the extreme solar storms have occurred.

This might seem like a manageable (potential) event, but our escalating dependency on electronics and satellite technology remain the *Achille's Heel* for Western Society (and, increasingly, for the entire civilized world).

One only has to look back to 1997 & 1998 and to 1989 to see what an impact solar storms had on satellites... and that was back when there were not near as many satellites and not near the dependency on them.

It may not, however, be just solar magnetic storms bombarding the earth. In case you were not listening, two surprise meteor/asteroid strikes hit earth's atmosphere during a 3-week period in late-2009. One exploded over Indonesia (late-October) and the other over the Western United States (mid-November).

With all the technology & know-how we think we possess, both of these events were described as 'unexpected', 'without warning', 'a surprise'.

Similar descriptions were used in 2008/2009 even though a VERY consistent cycle projected a 2-3 year, 35-50% drop in the Stock Market.

After the drop took place, there was 'no way anyone could have ever anticipated that'. Wrong. *What will they say when a major solar storm*

disables satellites, electrical grids, etc.? "OOPS." ??? IT [End of excerpt from 1/29/10 February 2010 issue of INSIIDE Track.]

See 17-Year Cycle Reports & other INSIIDE Track Publications for Add'l analysis on this developing period when MAJOR earthquakes (2010-2011) - and then volcanoes (2012-2014) - are expected to destabilize the Earth.

As just described in recent days, **February 2010** is the anniversary of a series of 6 earthquakes in Chile & S. American that struck in February 2009. It is also the latest phase of the **February/May/August/November** cycle of major earth disturbances in Chile. And, **2010** is the crescendo of the 17-Year Swarm Cycle of Earth Disturbances in Chile (see March 2009 INSIIDE Track). *You do the math.*

If Chile experiences a major earthquake (or volcano) in **2010**, it will pave the way for the next in this projected sequence - Japan. The U.S. (West Coast and/or Midwest) should follow,

potentially at a similar interval. Chile has seen a few years of increasing earth instability while Japan has been experiencing the same (with August 2009 feeling the latest series of quakes).

Japan should reach a crescendo of activity (related to these cycles) between **Dec. 2010--Jan. 2012** while the U.S. appears most vulnerable - cyclically speaking - in **April 2011 - October 2012**.

This does not diminish, however, the potential for major earth disturbances around the globe during their entire period.

And, as discussed in this report and in dozens of previous publications, this earth instability is expected to pave the way for geopolitical instability with major, multi-year, multi-decade, multi-century & multi-millennial cycles converging in the Middle East - beginning in **2010/2011**. Nuclear cycles also come to a head. Look for dramatic & destabilizing events in the next 22+ months. *IT*

Information is from sources believed to be reliable, but its accuracy cannot be guaranteed. Due to futures' volatility, recommendations are subject to change without notice. Readers using this information are solely responsible for their actions and invest at their own risk. Past performance is no guarantee of future results. Principles, employees & associates of INSIIDE Track Trading Corporation may have positions in recommended futures or options. No part of this publication may be reproduced or re-transmitted without the editor's written consent. All Tech Tips™ (underlined and italicized) -- as well as the term Tech Tips™ -- are trademarks of INSIIDE TRACK Trading Corporation and all unauthorized reproduction is strictly prohibited.

Copyright 2010 INSIIDE Track Trading Corporation

INSIIDE Track™ newsletter is published monthly with periodic (2-3/year) Special Reports. *Eric S. Hadik -- Editor*

SUBSCRIPTION RATES:

Monthly newsletter with periodic Special Reports:	\$179 per yr. (12 issues)
Monthly newsletter plus intra-month Updates package *:	\$199 for 6 mos. (6 issues & 6 months)
Monthly newsletter plus intra-month Updates package *:	\$297 per yr. (12 issues & 12 months)

*Eric Hadik's Tech Tip Reference Library is available for \$249 (included as a FREE bonus with either '**package**' subscription)

Make checks payable to INSIIDE Track Trading. Credit Card payments can be made via www.PayPal.com (to 'INSIIDE@aol.com')
PO Box 2252 • Naperville IL 60567 • 630-637-0967 (vc) • 630-637-0971 (fx) • INSIIDE@aol.com • www.insiidetrack.com

HYPOTHETICAL PERFORMANCE RESULTS HAVE MANY INHERENT LIMITATIONS. NO REPRESENTATION IS BEING MADE THAT ANY ACCOUNT WILL OR IS LIKELY TO ACHIEVE PROFITS OR LOSSES SIMILAR TO THOSE SHOWN. THERE ARE FREQUENTLY SHARP DIFFERENCES BETWEEN HYPOTHETICAL PERFORMANCE RESULTS AND THE ACTUAL RESULTS SUBSEQUENTLY ACHIEVED BY A PARTICULAR TRADING PROGRAM. ONE OF THE LIMITATIONS OF HYPOTHETICAL PERFORMANCE RESULTS IS THEY ARE GENERALLY PREPARED WITH THE BENEFIT OF HINDSIGHT. IN ADDITION, HYPOTHETICAL TRADING DOES NOT INVOLVE FINANCIAL RISK AND NO HYPOTHETICAL TRADING RECORD CAN COMPLETELY ACCOUNT FOR THE IMPACT OF FINANCIAL RISK IN ACTUAL TRADING. THE ABILITY TO WITHSTAND LOSSES OR ADHERE TO A PARTICULAR TRADING PROGRAM IN SPITE OF TRADING LOSSES ARE MATERIAL POINTS WHICH CAN ADVERSELY AFFECT ACTUAL TRADING RESULTS.